

WHEN I
GROW UP!

2025
the turning pointe
a school for the performing arts
June 21 & 22 2:30 p.m

Table of Contents



PREPARE

Letter to Families	Page 1
Recital Timeline	Page 2
Ticket Tips	Page 3
Ticket Sales	Page 4
Venue	Page 5
Seating Chart	Page 6
Venue Map	Page 7
Dressing Room Assignment	Page 8
Rehearsal Info	Page 9
Rehearsal Schedule	Page 10
Volunteer Info	Page 11
Volunteer Form	Page 12
Picture Info	Page 13



PERFORM

Recital Info	Page 14
Show Lineup	Page 15-16
Hair Tips	Page 17
Makeup Tips	Page 18
Costume Tips	Page 19
Hair, Shoes, Tights List	Page 20-23
Packing List	Page 24



Dear Families,

At our studio, we don't simply put on a "dance recital." We produce a professional production. Each show features creative themes, theatrical sets, professional lighting and sound, and an unforgettable experience for both dancers and audience members alike.

With the size and scope of our production, and the large number of dancers involved in each performance, it is essential that we operate in a highly organized and efficient manner. Your cooperation and support are absolutely vital to ensuring everything runs smoothly and safely.

We are fortunate to have a dedicated and experienced team, with over 48 years of combined expertise in producing successful shows. Thanks to their hard work, and our volunteers, our performances are fast paced, polished and thoroughly enjoyable. Our dancers have a blast on stage, and our audiences leave entertained and inspired.

To help us create a seamless and memorable experience for everyone, we kindly ask that you take the time to thoroughly review the recital handbook. Please also:

- Visit the studio** to check the walls for important updates
- Submit your volunteer forms** promptly
- Purchase your tickets** in a timely manner

If you have any questions, feel free to reach out to us by phone or ask a staff member at the studio. We ask for your patience during this very busy time, as our teachers are focused on preparing the dancers to shine on stage. If you need to speak directly with your child's teacher, the best approach is to leave a note at the front desk and they will get back to you as soon as they are available.

Thank you in advance for your understanding, cooperation and continued support. We are looking forward to an incredible show and can't wait to share this special event with you!

Warm Regards,

KELLY POWERS


Owner / Artistic Director



Contact Us

 theturningpointe.org

 586-445-6753

 24235 Harper Ave,
St Clair Shores, MI
48080

Recital Timeline

Jan

18

Costume Fees

Recital Costume Orders are due.

Feb

15

Recital Fee

Recital Fee is due.
A \$5 late fee will apply after the deadline.

May

20 & 22

Recital Ticket Pre-Sale

The first 100 families to register in August will be receiving time blocks to purchase tickets.
See pg. 4

Jun

17,18,19

Rehearsal Dates

See pg. 11-12

Jun

21 & 22

Recital Dates

See pg. 14-16



Ticket Tips

VIP Tickets \$25*

The first 5 rows of Main Level Seating. These seats are nearest the stage. Not handicap accessible. *While quantities last See pg. 6 for seating chart



General Admission \$20

Tickets must be purchased at the studio ahead of the event in rows not designated as VIP.



Handicap Accessibility

Wheelchair accessible seats are available, but limited. You must notify the ticket salesperson if you need special seating.



Volunteers

You DO NOT need to purchase a ticket for a show you are volunteering for. You will not be sitting in the auditorium. Please account for this when volunteering.



Do Not Wait

Purchase your tickets as soon as possible. Shows have sold out and we don't want you or your family to miss out on seeing a show!

Remember to keep your tickets. We will be collecting them at the door for entry. Those without a ticket will not be let in.



General Admission At the Door \$25

Tickets can be purchased at the door. Please be prepared to pay by cash or check to keep the line moving. *While quantities last



No Limit

There is no limit to the number of tickets you can purchase. If you are purchasing for a large group and would like seats next to, or near each other **we suggest purchasing VIP seats during our advance ticket sale times.**



Children Under 3

Children under 3 may sit on your lap if desired. Anybody in a seat will require a ticket.



No Refunds/Exchanges

Please be sure you know what show your child is performing in. We will not be issuing refunds/exchanges for any reason (incl. but not limited to purchasing the wrong show tickets).



Enjoy The Show!

Your child has worked all year to perform for you and the audience. We encourage you to applaud for all of the dancers, including your own. This applause is music to the dancer's ears. We also request that if possible, please stay throughout the show. We wouldn't want you to miss any of this epic production!

Ticket Sales



Tue, May 20



6:00 - 7:00 pm - #1 to #20 and #1A to #12A
7:00 - 8:00 pm - #21 to #40 and #13A to 24A
8:00 - 9:00 pm - #40 to #60 and #25A to #36A

Thu, May 22



6:00 - 6:45 pm - #61 to #80
6:45 - 7:30 pm - #81 to #100
7:30 - 9:00 pm - All families without a preassigned ticket #

Sat, May 24



11:00 am - 2:00 pm Ticket sales at the studio (open to public)

If you miss your scheduled time block, you can come during any of the later time blocks. You may not purchase tickets in an earlier time block than what you are assigned.

Tickets will be available at the front desk between 6:00 and 8:00 pm for a limited time up until showtime or until tickets are sold out.

Call the studio (586) 445-6753 for ticket status.

Tickets will be available for pickup at the front desk the week prior to the show.

Venue



WARREN CONSOLIDATED SCHOOLS PERFORMING ARTS CENTER

12901 15 Mile Rd, Sterling Heights, MI 48312



DANCER DROP-OFF / PICKUP

Refer to Map (pg 7) and Dressing Room Assignments (pg. 8) for your dancer's entrance. Please arrive 30 min. prior to showtime. Please send only 1 adult backstage.

Please send 1 responsible adult backstage to pick up your dancer after the show. There will be signs and volunteers to help.

ABSOLUTELY NO FRIENDS/VISITORS ALLOWED IN DRESSING ROOMS!

Complete cooperation is necessary to keep our backstage area safe for all!



SEATING

Auditorium doors will open 30 min. prior to showtime.

You must enter through the main entrance. All seats are assigned and you must have a ticket to enter.

Please remain seated throughout the show and only exit through the side doors in between dances. See seating chart (pg 6).

NO VIDEO OR PICTURES ALLOWED DURING RECITAL.



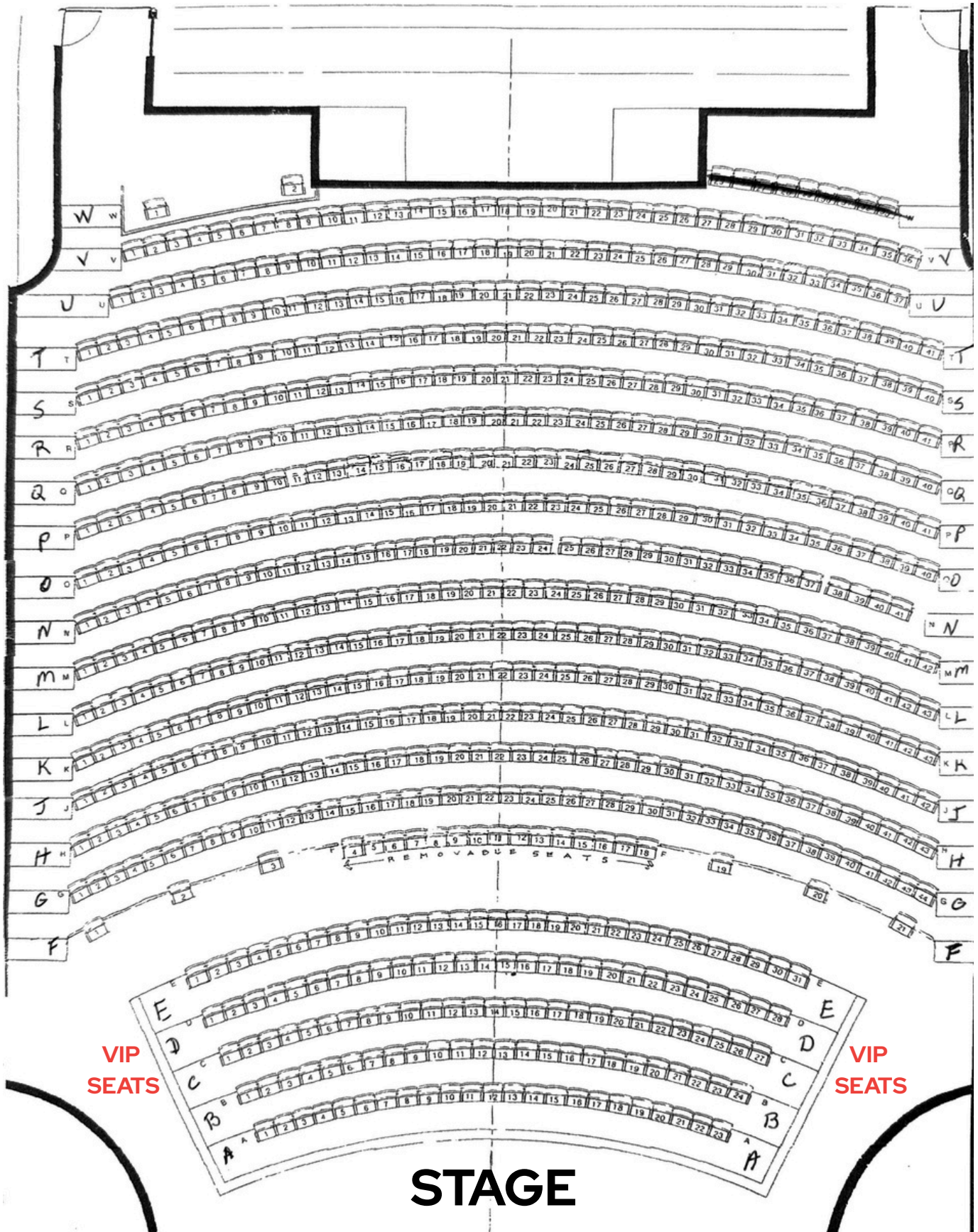
ITEMS FOR PURCHASE

Concessions: Food, snacks & water. All proceeds go towards our non-profit which help our dancers travel in the summer to further their dance education!

Flower Bouquets: Available before and during all shows from \$5-\$25.

2025 Recital Souvenirs: T-shirts and other items available for purchase as a lasting memory from the performance.

Seating Chart



Venue Map

Warren
Consolidated
Performing Arts
Center

Parking
Lot
B

Dancer
Drop Off
B
Door 6

Parking
Lot
A

Dancer
Drop Off
A
Door 40 & 41

THEATER

MAIN
ENTRANCE

15 Mile Rd

Dressing Room Assignment

Refer to
Venue Map for
designated drop off
doors (pg 7)

ROOM B19

Tiny Tots, Rising Stars, Pre I, Pre II, KK Hip Hop, Rising Star/Pee Wee Acro
6/17 Rehearsal - Please use Main Entrance & head directly into the auditorium.
Recital - Use Dancer Drop Off A (Front of building - Door #40/41) for all shows.

You're Adorable (Tiny Tots)
Dr. McStuffins (Rising Stars Ballet)
Fancy Dance Parade (Rising Stars Tap)
Cinderella (Pre Ballet I)
Fireman Cha Cha (Pre Tap I)
Ice Cream Dream (Pre Jazz I)

In The Navy (KK Hip Hop I)
We Rockettes (Pre Tap II)
Chim Chim Chiree (Pre Ballet II)
Football Hero (Pre Jazz II)
Party Rock Anthem (KK Hip Hop II)
Roar (Rising Stars/Pee Wee Acro)

DANCE

STUDIO 2 C06

Level I, Level I-II, Level II, and Level III
6/18 Rehearsal - Please use Main Entrance & head directly into the auditorium.
Recital - Use Dancer Drop Off A (Front of building - Door #40/41) for all shows.

True Colors (Ballet I)
Dr. Jazz (Jazz I)
Baseball Baseball (Tap I)
Dinero (Hip Hop I)
Hand to Hold (Lyrical I)
Tiny Dancer (Lyrical II)
My Prerogative (Hip Hop I-II)
Bells (Ballet II-III)
Music In Me (Jazz II)
The Climb (Ballet II)
Wallstreet (Tap II)
Come Fly With Me (Tap III)

C'mon Ride the Train (Hip Hop II)
Knock on Wood (Jazz II-III) **Thursday**
Working for the Weekend (Tap II-III) **Thursday**
Blue Prints (Lyrical III)
Moonlight Sonata (Ballet III)
School Days (Tap II-III) **Monday**
Supermodel (Jazz II-III) **Monday**
Shut Up & Drive (Hip Hop II-III)
Thunderstruck (Cheer/Pom)
Jet Set (Acro I-III)
Work Me Down (Jazz III)
Blast Off (Hip Hop III)

DANCE

STUDIO 1

All Intermediate and Advanced Level Dancers
SR class will use both small dressing rooms inside of the Dance Studio.
See separate lists on the doors.
All Rehearsals/Recital - Use Dancer Drop Off B (Door #6). Use back parking lot on West side of the school.

Good Riddance (Intermediate Ballet)
Tight Rope (Intermediate Tap)
When I Grow Up (Intermediate Jazz)
Abracadabra (Intermediate Jazz)
Work It (Intermediate Hip Hop)
Light On (Intermediate Lyrical)

Primavera (Advanced Ballet)
Rich Girl (Advanced Tap)
Rich Girl (Advanced Jazz)
The Boy Is Mine (Advanced Hip Hop)
She Works Hard for the Money (Adv. Contemporary)

MAIN HALLWAY ROOM #1 Quick Change Room

MAIN HALLWAY ROOM #2 Boys Dressing Room (All male dancers)



Rehearsals

DETAILED REHEARSAL SCHEDULE

See pg. 10

Please arrive to rehearsal 30 min. early to warm up. We may run a little ahead, or behind so please try to stay flexible.

These are rehearsals for the dancers ONLY and not considered viewing time for family members who may not be able to make the recital. We want the students to benefit from these extremely important rehearsals and need to limit the amount of distractions. We will only be allowing 1 adult per child. We ask that both the adults and dancers conduct themselves in a professional, courteous manner in the audience, as well as on stage. We are all working together to move through the show as efficiently as possible, so we need full cooperation for it to run as smooth as possible.

Dress Rehearsal means that all dancers must be in full costume along with full makeup, hair and appropriate tights and shoes! Video/Pictures are permitted during rehearsals (not during the recitals).

Please plan to have your child's photo taken in costume before or after their rehearsal. You are not required to purchase. To keep the rehearsal moving, we will not be doing group photos on stage and the photographer will be using individual photos to create the group photos. (See pg 13 for more info)

Absolutely no food/drink, besides water, allowed in the auditorium at any time.

TUESDAY, JUNE 17TH

***Rising Stars, Pre I & II, Pee Wee/Rising Star Acro & Kool Kid Hip Hop Dancers. This will be their only rehearsal and is a FULL DRESS REHEARSAL.**

There will be signs in the auditorium for each dance. Please have the dancer sit with their class.

For our Teen, Senior dances and anyone in Opener, this is a working rehearsal only. Please wear all black dance wear and have your hair pulled back, neatly. No costumes.

WEDNESDAY, JUNE 18TH*

On stage working rehearsal for all dancers (unless your dress rehearsal was Tuesday, June 17th). Please wear all black dance wear and have your hair pulled back, neatly. No costumes.

THURSDAY, JUNE 19TH*

****Dress rehearsal for all dancers** (unless your dress rehearsal was Tuesday, June 17th).

*Tuesday, June 17th

Wednesday, June 18th

**Thursday, June 19th

5:00 - 9:30 pm

Warren Consolidated
Performing Arts Center

12901 15 Mile Rd
Sterling Hts, MI 48312



Rehearsal Schedule

TUESDAY, JUNE 17TH

****Full Dress Rehearsal for all Rising Stars, Pre I, Pre II, Pee Wee/Rising Star Acro and KK Hip Hop Classes & Working Rehearsal for other selected numbers.** Please wear all black dancewear and have your hair pulled back neatly. Please have your dancers take individual photos in each costume. (See pg. 13 for photo information).

5:00pm to 6:30pm "Cinderella" (Pre Ballet I)*** (2) "We are The Wee Rockettes"(Pre Tap II) *** "Doc McStuffins" (Rising Star Ballet)*** "Ice Cream Dream" (Pre Jazz I)*** "Chim Chim Chiree" (Pre Ballet II) ***(2) "Fancy Dance Parade" (Rising Star Tap) "Fireman Cha Cha" (Pre Tap I)*** "A You're Adorable" (Tiny Tots)***	6:30pm to 7:45pm "Roar" (Rising Star,Pee Wee Acro) *** "Jet Set"(Acro I,II & III) "Football Hero" (Pre Jazz II)*** "In The Navy" (KK HH I) "Tiny Dancer" (Lyrical II) ????? "Party Rock Anthem" (KK HH II) ***(2)
7:45pm to 8:30pm Opener Everyone in Opener must report by 7:15 to WARM UP AND BE READY TO DANCE!	8:30pm to 9:30pm Select Teen & Senior Dances TBD
INDIVIDUAL PHOTO'S FROM 4:00 TO 8:00 IN THE LOBBY!	

WEDNESDAY, JUNE 18TH

Working Rehearsal for all dancers (unless your Dress Rehearsal was Tue June 17th.) Everyone in Opener must arrive NO LATER than 4:30 pm. Please wear all black dancewear and have your hair pulled back neatly.

5:00pm to 6:00pm Opener/Closer	6:00pm to 7:45pm Scene I	7:45pm to 9:30pm Scene II
	See Show Order (pg 15-16)	See Show Order (pg 15-16)

THURSDAY, JUNE 19TH

Dress Rehearsal for all dancers (unless your Dress Rehearsal was Tue June 17th.) All dancers must be in full costume, hair, makeup, tights and shoes. Everyone in Opener must arrive NO LATER than 4:30 pm.

5:00pm to 7:00pm Scene I See Show Order (pg 15-16)	7:00pm to 9:00pm Scene II See Show Order (pg 15-16)
INDIVIDUAL PHOTO'S FROM 4:00 TO 8:00 IN THE LOBBY!	

Volunteers

WE NEED YOUR HELP!

A successful show is dependent upon various elements. One of the most important being our parent volunteers. They help to maintain a quiet, safe, and organized show. Please see the information below to see how you may be of assistance for one of our recital dates.



PICK A ROLE THAT'S BEST FOR YOU



ROOM MOM

1-2 Moms for every class. You will be responsible to keep younger dancers entertained, accompany to the restroom, help with costume & hair changes, get them to and from the stage and most importantly, keep them safe. We cannot have children (even teens) unsupervised in the backstage area so this role is crucial. This position will only be filled by females.



USHER

Take tickets, assist audience members to their seats and monitor the doors throughout the performance. Please dress "business casual" and wear comfortable shoes.



CLEANUP

Assist with cleaning up dressing rooms, hallways, bathrooms and seating areas after the show. Report to the volunteer table immediately following the show for your volunteer badge and instruction.



SALES

Sell flowers, t-shirts and souvenirs in the main lobby.



HALLWAY MONITORS

Secure hallways and make sure dancers are where they should be. Keep audience members out of the backstage area. You must not be easily influenced by teenager/adults and take the role very seriously for the safety of all involved with the show.

**Sign up Forms have been e-mailed out and are available at the front desk (or see pg. 12)
Volunteer assignments will be posted in the lobby after June 4th. You will also receive a confirmation email.**

ALL VOLUNTEER POSITIONS MUST REPORT TO THE VOLUNTEER DESK 1 HOUR PRIOR (EXCEPT CLEANUP CREW) TO THE SHOW TO GET YOUR VOLUNTEER BADGE/INSTRUCTION AND REMAIN UNTIL THE SHOW ENDS.

Volunteer Form

Volunteer's Name _____

Email _____

Dancer's Name _____

Phone # _____

Circle which show you are able to work:

Circle which job you are choosing to do:

Show I – Saturday, June 21st @ 2:30

Room Mom

Hallway Monitor

Usher

Show II – Sunday, June 22nd @ 2:30

Flower/T-Shirt Sales

Clean Up Crew

Photo Information



Early Bird Discount Applied Per Family
 (when order is placed within the 1st week photos are available.)
 10% off \$49 15% off \$79 20% off \$179

Ordering gallery available 3 weeks after your studio's final picture day.
 More items available on our website. Choose from ANY of your images for Digital Packages!

Please have your dancer get their individual photos taken, in costume (after they have rehearsed on stage) regardless of whether you plan to purchase them. We will not be taking group photos on stage this year, but your dancer's individual photos will be used to create the group photos.

PACKAGE A - \$76

Choose
 1 - 8x10 Memory Mate
 2 - 5x7's Individual or
 4 - 4x5's Group
 10- Wallets Single Image
 Download

Print from up to 4 poses for
 \$10 ea additional pose.

PACKAGE B - \$49

Choose
 1 - 8x10 Memory Mate
 2 - 5x7's Individual or
 10- Wallets Group

Print from up to 3 poses for
 \$10 ea additional pose.

PACKAGE C - \$34

2 - 5x7's
 2 - 4x5's
 5- Wallets

A LA CARTE

Memory Mate - \$25
 Group Prints starting at \$12
 1 - 8x10 - \$18
 2 - 5x7's - \$18
 4 - 3x5's - \$18
 10 Wallets - \$18
 Novelty Items starting at \$15
 Statues & Ornaments - \$29 and up

PACKAGE D - \$27

1 - 5x7's
 2 - 4x5's
 5- Wallets

PACKAGE E - \$20

2 - 4x5's
 5- Wallets

DIGITAL PACKAGES

1 Download	\$34	8 Downloads	\$238	14 Downloads	\$371
2 Downloads	\$66	9 Downloads	\$263	15 Downloads	\$389
3 Downloads	\$98	10 Downloads	\$287	16 Downloads	\$407
4 Downloads	\$128	11 Downloads	\$310	17 Downloads	\$423
5 Downloads	\$157	12 Downloads	\$331	18 Downloads	\$438
6 Downloads	\$185	13 Downloads	\$352	19 Downloads	\$452
7 Downloads	\$212			20 Downloads	\$465



edearing@portraitefx.com



248-599-2339



IT'S SHOWTIME!

What to Expect

All dancers must arrive **no later** than 30 min prior to showtime with hair and makeup already done. Dancers in the opening number will need to report earlier.

ONE adult should drop off younger dancers to their assigned dressing room (see pg. 8) and wait for their dance to be called. If you have not volunteered as a room mom, please do not stay in the backstage/dressing room areas. Room moms have been designated for each class and will be sure your dancer is ready and makes it on stage.

We expect dancers to stay for the duration of the show. Please wear your recital t-shirt and join all of the other dancers and staff on stage for our finale! You've worked so hard all year and you deserve to be recognized and celebrated! After finale, please send only ONE adult backstage to pick up your dancer. There will be no friends/visitors allowed in the dressing room at any time. This is extremely important to ensure the safety for all of our dancers.

There will be concessions, flowers and souvenirs available for purchase in the lobby. **ABSOLUTELY NO FOOD OR DRINK ALLOWED IN THE AUDITORIUM.** Dancers will not be allowed in the lobby in costume. We suggest bringing a pair of slip on street shoes, and a zip up sweater/lightweight jacket to throw on over the costume.

Quick Tips

- ✓ Arrive 30 min before showtime
- ✓ Hair & Makeup should be done before arriving
- ✓ Drop Dancers off at designated drop off areas/doors.
- ✓ Bring zip-up sweatshirt/jacket and slip-on shoes to cover up costumes.
- ✓ Label everything (especially shoes) with dancer's name
- ✓ Wear recital t-shirt on stage for finale show!

NO VIDEO/PHOTOS DURING THE PERFORMANCES. A DIGITAL COPY IS INCLUDED IN YOUR RECITAL FEE ALONG WITH (1) SOUVENIR RECITAL T-SHIRT (PER FAMILY) TO WEAR DURING OUR FINALE SHOW. THE PERFORMANCE WILL BE EMAILED AFTER THE EDITING IS COMPLETE.

Looking Forward...



HAIR



MAKEUP



COSTUMES



CHECKLIST

SATURDAY LINEUP

TENTATIVE SCHEDULE

Please keep in mind that this show order is tentative and subject to change to ensure dancers have adequate time between dances for costume changes.

SCENE I

Opener

Fancy Dance Parade - RS Tap

Cinderella - Pre Ballet I

Jet Set - Acro I, II, III

My Life - Senior Comp Duet

Abracadabra - Intermediate Jazz

Guest Spot

Mr. Touchdown - Pre Jazz II

Work Me Down - Jazz III

Senior Comp #

True Colors - Ballet I

School Days - Tap II-III

A You're Adorable - Tiny Tots

Rich Girl - Advanced Jazz

Working Day & Night (Mini Comp)

Shut Up & Drive - Hip Hop II-III

Doctor Doctor - Jazz I

Work It - Intermediate Hip Hop

Party Rock Anthem - KK Hip Hop II

Fireman Cha Cha - Pre Tap I

Supermodel - Jazz II-III

Doc McStuffins - RS Ballet

Primavera - Advanced Ballet

Dinero - Hip Hop I

Good Riddance - Intermediate Ballet

Wallstreet - Tap II

Moonlight Sonata - Ballet III

Solo Spot

Roar - Rising Stars / Pee Wee Acro

Music In Me - Jazz II

It Don't Mean A Thing - Teen/Senior Comp Tap

SCENE II

The Crows - Teen/Senior Comp #

Chim Chim Cheree - Pre Ballet II

Tiny Dancer - Lyrical II

Blast Off - Hip Hop III

Baseball, Baseball - Tap I

She Works Hard For The Money - Sr. Contemporary

My Prerogative - Hip Hop II-III

Ice Cream Dream - Pre Jazz I

Solo Spot

Wee Rockettes - Pre Tap II

Blueprints - Lyrical III

The Boy Is Mine - Advanced Hip Hop

Bells - Ballet II-III

Men In Black - Boys Hip Hop

Working For The Weekend - Tap II-III

When I Grow Up - Intermediate Jazz

In The Navy - KK Hip Hop I

Senior Farewell Dance

Eche Pa Lante - Ballroom Kids

Hand To Hold - Lyrical I

Tight Rope - Intermediate Tap

The Climb - Ballet II

Knock On Wood - Jazz II-III

Solo Spot

Light On - Intermediate Lyrical

Thunderstruck - Cheer Pom

Dad's Dance

Rich Girls - Advanced Tap

C'Mon Ride The Train - Hip Hop II

Come Fly With Me - Tap III

Finale

SUNDAY LINEUP

TENTATIVE SCHEDULE

Please keep in mind that this show order is tentative and subject to change to ensure dancers have adequate time between dances for costume changes.

SCENE I

Opener

Cinderella - Pre Ballet I

Solo Spot

Jet Set - Acro I, II, III

My Life - Senior Comp Duet

Abracadabra - Intermediate Jazz

Mr. Touchdown - Pre Jazz II

Work Me Down - Jazz III

Witchy Woman (Senior Comp)

True Colors - Ballet I

School Days - Tap II-III

The Scientist (Junior Comp)

Rich Girl - Advanced Jazz

Working Day & Night (Mini Comp)

Shut Up & Drive - Hip Hop II-III

Doctor Doctor - Jazz I

Work It - Intermediate Hip Hop

Party Rock Anthem - KK Hip Hop II

Supermodel - Jazz II-III

Solo Spot

Primavera - Advanced Ballet

Dinero - Hip Hop I

Good Riddance - Intermediate Ballet

Wall Street - Tap II

Moonlight Sonata - Ballet III

Solo Spot

Roar - Rising Stars / Pee Wee Acro

Music In Me - Jazz II

It Don't Mean A Thing - Teen/Senior Comp Tap

SCENE II

The Crows - Teen/Senior Comp #

Chim Chim Cheree - Pre Ballet II

Tiny Dancer - Lyrical II

Blast Off - Hip Hop III

Baseball, Baseball - Tap I

She Works Hard For The Money - Sr. Contemporary

My Prerogative - Hip Hop II-III

Heaven (Teen Comp)

Solo Spot

Wee Rockettes - Pre Tap II

Blueprints - Lyrical III

The Boy Is Mine - Advanced Hip Hop

Bells - Ballet II-III

Men In Black - Boys Hip Hop

Working For The Weekend - Tap II-III

When I Grow Up - Intermediate Jazz

Uptown Funk (Petite Comp)

Senior Farewell Dance

Eche Pa Lante - Ballroom Kids

Hand To Hold - Lyrical I

Tight Rope - Intermediate Tap

The Climb - Ballet II

Knock On Wood - Jazz II-III

Solo Spot

Light On - Intermediate Lyrical

Thunderstruck - Cheer Pom

Dad's Dance

Rich Girls - Advanced Tap

C'Mon Ride The Train - Hip Hop II

Come Fly With Me - Tap III

Finale

HAIR TIPS

It is important to remember that not everyone is an expert hairstylist - so don't stress! There are plenty of tutorials on YouTube to guide you step-by-step through each style. While other moms might be able to help, it is a good idea to practice doing the hairstyle yourself before recital. Please refer to pg. 20-23 for required hairstyle/accessories.



ESSENTIALS

- Bobby Pins - (Lots of them!) to secure stray hairs and secure donut buns, hairpieces, etc. Choose a color that closely matches the child's hair color.
- Hairnets - to keep everything neat and smooth on the ballet bun. You will want to match as close as possible to the child's hair color.
- Bun "Donut" - Can be purchased at dance stores or at the Dollar Tree. Try to pick a color close to child's hair color.
- Hairspray - for extra hold, especially for flyaways.
- Gel - for sleek, shiny finishes.
- Spray bottle to dampen hair for hairstyle changes.
- Curling Iron - For curly hairstyles.

FREQUENTLY USED HAIRSTYLES



High Bun. Secure bun with a hair colored hairnet and plenty of bobby pins/hairspray. See photo tutorial. Placement is important! Do not place directly on top of the head, nor on the back. You should be able to see the front side of the bun from the front.



Hip Hop/Tap dances may require a high, slicked back ponytail. Please use multiple hair ties (should match hair color), stacked, to get the ponytail on top of the head. Curl the ponytail for volume if the dance requires it. Spray/Gel all fly-aways on the top, side and back.



Lyrical dances may require a middle-part slicked mid or low ponytail. Please part hair down the middle and hairspray/gel all fly-aways.

For a mid-pony, please secure ponytail even with the top of the ear.

For a low pony, the ponytail should be secured at the nape of the neck.



MAKEUP TIPS

YOUNGER DANCERS

Grey & Browns (Earth Tones ONLY) eyeshadow, pink/burgundy blush, mascara, and red lipstick.

TEEN / SENIOR DANCERS

Same as above with foundation, eyeliner (upper eyes only) and eyelashes. Your foundation should be 2 shades darker than your actual skin tone.

- Practice makeup a few days before
- Lipstick should be applied last
- Eyeshadow colors should be earth tone/ neutrals.
- Recital dancers are not required to purchase specific makeup, however, these makeup items are affordable and great for stage. They are available from most cosmetic retailers.
- Absolutely no fingernail polish or jewelry unless it's part of your costume.



Concentrate the light colors on the innermost part of the eye and the darker colors on the outer half of the eye. Blend well.



Eye Shadow Palette
Morphe
9M Midnight Dune



Red Lipstick
Maybelline
Super Stay "Dancer"



Foundation
NYX
Can't Stop Won't Stop



Blush
CoverGirl
Trublend "So Flushed"

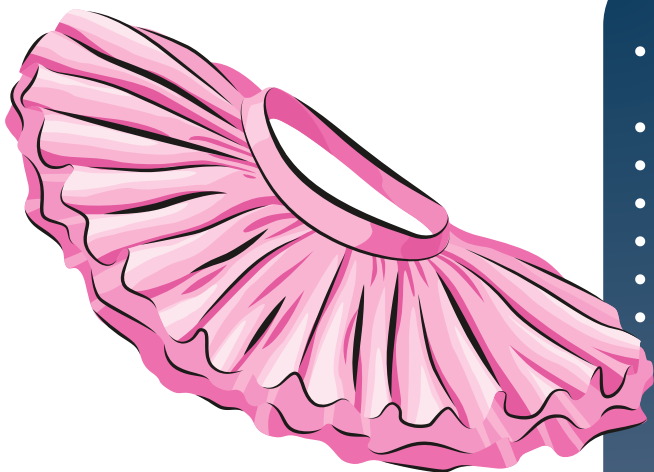
DON'T BE AFRAID TO PUT ON TOO MUCH. STAGE LIGHTS WILL FADE THE MAKEUP.

COSTUME TIPS

As we prepare for the upcoming recital, it is essential to keep the costumes safe and in great condition until performance time. Costumes have been arriving and some classes have started their fittings. **Costumes will not be allowed to go home until all costume, tuition and competition balances are paid in full through June!**

Here are a few key tips to ensure your child's costume remains safe, clean and ready for the stage.

- **Keep costumes in a safe space** : Store costumes in a clean, dry area away from pets or clutter. Keep them in the garment bag and hanging to prevent wrinkling or damage.
- **Avoid wearing outside of dance**: Costumes should only be worn for rehearsal or recital. Once recital is over, your children can wear them as much as they'd like!
- **Label**: Label **all** parts of your child's costume (including shoes) clearly with initials or names.
- **Do not wash**: Costumes are made with delicate fabrics, sequins and other materials that can be damaged by washing. Spot clean by hand only if necessary.



Other Tips

- No undergarments. Dance tights are made to be worn without them.
- If a bra is needed, it must not show and straps must be clear.
- Check that straps, attachments and skirts are secure.
- **PLEASE NO SAFETY PINS.**
- No nailpolish/jewelry/accessories unless part of the costume.
- All headpieces must be secured tightly with bobby pins.
- Those with a quick change (less than 3 numbers) should bring a laundry basket or bin clearly marked with their name. Please put all costume pieces/tights/shoes/accessories in it and leave it in the quick-change area. Notify the volunteer so they can assist.
- Shoes/Tights should be new. Shoes can be cleaned up with a magic eraser. Incorrect shoes will not be allowed on stage.
- Tap shoes must have buckles/tap oxford with laces (no ribbons).
- Ballet dancers must tuck their laces inside their shoes.

SHOES, TIGHTS & HAIR LIST

NAME

SHOES

TIGHTS

HAIR

<p>Tiny Tots Mon 6:30 "A You're Adorable"</p>	Plain White Sneakers	White Anklets	Half Up/ Half down, curly
<p>Rising Stars Ballet Mon 5:30 / Sat 10:30 "Doc McStuffins"</p>	Pink Ballet leather or canvas	Capezio Ballet Pink Style #1915/1916 depending on size	Slicked back high bun (no bangs)
<p>Rising Stars Tap Mon 5:00 / Sat 10:00 "Fancy Dance Parade"</p>	Tan Tap	Capezio Suntan Style #1915	Slicked back high bun (no bangs)
<p>Rising Star & Pee Wee Acro Mon 6:00 & 7:00 / Tue 6:30 / Wed 7:30 / Thu 5:15 / Sat 11:00 "Roar"</p>	None	None	Slicked back low pony (no bangs)
<p>Pre Jazz I Mon 5:30 "Ice Cream Dream"</p>	*Plain White Sneakers (keds style) Similar style Link Here	Capezio Suntan Style #1915 + white anklets (with costume)	Slicked back high bun (no bangs)
<p>Pre Tap I Mon 6:00 / Tue 5:00 "Fireman Cha Cha"</p>	Tan Tap	Capezio Suntan Style #1915	Slicked back low pony
<p>Pre Ballet I Mon 5:00 / Tue 5:30 "Cinderella"</p>	Pink Ballet leather or canvas	Capezio Ballet Pink Style #1915/1916 depending on size	Slicked back high bun (no bangs)
<p>Pre Jazz II Wed 6:00 / Thu 5:15 "Mr Touchdown"</p>	*Plain White Sneakers (keds style) Similar style Link Here	Capezio Suntan Style #1915 + white anklets (with costume)	Slicked back high pony, curly (no bangs)
<p>Pre Tap II Wed 5:30 / Thu 6:30 "Wee Rockettes"</p>	Tan Tap	Capezio Suntan Style #1915	Slicked back high bun (no bangs)
<p>Pre Ballet II Wed 4:45 / Thu 5:45 / Sat 9:45 "Chim Chim Cheree"</p>	Girls - Pink Ballet leather or canvas Boys - Black Ballet	Capezio Ballet Pink Style #1915/1916 depending on size	Slicked back high bun (no bangs)
<p>Acro I - III Mon 7:30 / Thu 5:45 & 6:30 / Sat 12:00 "Jet Set"</p>	None	None	Center part, low pony (no bangs)

NAME	SHOES	TIGHTS	HAIR
KK Hip Hop I Mon 6:30 / Tue 6:00 "In The Navy"	*Plain White Sneakers (keds style) Similar style Link Here	Capezio Suntan Style #1915	TBD (either high hip hop pony or low pony)
KK Hip Hop II Wed 6:45 / Sat 10:30 "Party Rock Anthem"	*Plain White Sneakers (keds style) Similar style Link Here	Capezio Suntan Style #1915	Slicked back low pony (no bangs)
Jazz I Wed 5:15 "Doctor Doctor"	Bloch Tan "Pulse" Jazz	Capezio Suntan Style #1915	Center part, low pony (no bangs)
Tap I Wed 6:00 "Baseball Baseball"	Tan Tap	Capezio Suntan Style #1915	Center part, low pony (no bangs)
Ballet I Wed 6:30 "True Colors"	Pink Ballet leather or canvas	Capezio Ballet Pink Style #1915/1916 depending on size	Slicked back high bun (no bangs)
Hip Hop I Thu 6:30 "Dinero"	*Plain White Sneakers (keds style) Similar style Link Here	Capezio Suntan Style #1915 + white anklets (with costume)	Slicked back high pony, curly
Lyrical I Wed 4:30 Hand To Hold"	Capezio leather turning style #H062	Capezio Suntan Footless	Center part, low pony
Jazz II Wed 4:30 "Music In Me"	Bloch Tan "Pulse" Jazz	Capezio Suntan Style #1915	Center part low pony
Tap II Tue 4:45 "Wallstreet"	Black Oxford Tap	Capezio Black Fishnet (seamless)	Center part low pony
Ballet II Sat 11:00 "The Climb"	Pink Ballet leather or canvas	Capezio Ballet Pink Style #1915/1916 depending on size	Slicked back high bun (no bangs)
Hip Hop II Wed 6:15 "C'mon Ride The Train"	*Mock white Airforce 1 style (see pic at studio)	None	Half up / half down, curly
Lyrical II Wed 5:30 "Tiny Dancer"	Capezio leather turning style #H062	Capezio Suntan Footless	Center part low pony
Jazz II-III Mon 5:15 "Supermodel"	Bloch Tan "Pulse" Jazz	Capezio Suntan Style #1915	Slicked back high pony
Jazz II-III Thu 7:15 "Knock On Wood"	Bloch Tan "Pulse" Jazz	TBD	Half up / half down

NAME**SHOES****TIGHTS****HAIR**

NAME	SHOES	TIGHTS	HAIR
Tap II-III Mon 4:45 "School Days"	Tan Tap	Capezio Suntan Style #1915 + white anklets	Slicked back low bun(no bangs)
Tap II-III Thu 5:45 "Working For The Weekend"	Black Oxford Tap	Capezio Suntan Style #1915	Center part low pony
Ballet II-III Mon 6:00 "Bells"	Pink Ballet leather or canvas	Capezio Ballet Pink Style #1915/1916 depending on size	Slicked back high bun (no bangs)
Hip Hop II-III Mon 7:00 "My Prerogative"	*Mock Airforce 1 style (see pic at studio)	None	Slicked back high pony, curly (no bangs)
Hip Hop II-III Thu 8:00 "Shup Up & Drive"	*Mock Airforce 1 style (see pic at studio)	None	Slicked back high pony
Jazz III Tue 5:15 "Work Me Down"	Bloch Tan "Pulse" Jazz	TBD	Slicked back high pony
Tap III Tue 7:15 "Come Fly With Me"	Black Oxford Tap	Capezio Suntan Style #1915	Center part low pony
Ballet III Wed 5:30 "Moonlight Sonata"	Pink Ballet leather or canvas	Capezio Ballet Pink Style #1915/1916 depending on size	Slicked back high bun (no bangs)
Hip Hop III Sat 11:45 "Blast Off"	*Mock Airforce 1 style (see pic at studio)	Capezio Suntan Style #1915	Slicked back high pony
Lyrical III Wed 4:30 "Blueprints"	Capezio leather turning style #H062	Capezio Suntan Footless	Center part low pony
Kids Ballroom Wed 7:30 "Eche Pa Lante"	Gold Ballroom	Capezio Suntan Style #1915	TBD
Boys Hip Hop Tue 7:00 "Men In Black"	See Ms. Ashley	None	None
Cheer Pom Wed 6:45 "Thunderstruck"	Bloch Tan "pulse" Jazz	Capezio Suntan Style #1915	Half up / half down, curly

NAME	SHOES	TIGHTS	HAIR
Intermediate Jazz Tue 7:00 "When I Grow Up"	None	None	Half up / half down, curly
Intermediate Jazz Sat 1:30 "Abracadabra"	Bloch Black "Pulse" Jazz	Capezio Black Fishnets (seamless)	Center part mid pony
Intermediate Tap Tue 7:15 "Tightrope"	Black Oxford Tap	TBD	Center part low pony
Intermediate Ballet Mon 8:00 "Good Riddance"	Pink Ballet leather or canvas	Capezio Ballet Pink Style #1915/1916 depending on size	Center part low pony (no bangs)
Intermediate Hip Hop Mon 7:00 "Work It"	*Mock Airforce 1 style (see pic at studio)	None	Slicked back high pony
Intermediate Lyrical Wed 7:30 "Light On"	None	None	Center part low pony
Advanced Jazz Tue 8:00 "Rich Girl"	None	None	Center part low pony
Advanced Tap Tue 5:30 "Rich Girl"	Black Oxford Tap	None	Center part mid pony
Advanced Ballet Mon 7:00 "Primavera"	**Tan Canvas Ballet	*Capezio Suntan Style #1915	Center part low bun
Advanced Hip Hop Tue 6:15 "The Boy Is Mine"	Same as "Crows"	None	Half up / half down
Advanced Contemporary Thu 5:15 "She Works Hard For The Money"	None	None	All Different

*For mock Airforce 1 sneakers & KEDS style sneakers - please have the shoes approved by teacher


**Advanced Ballet Dancers - Please note different shoes/tights

All shoes should be brand new or extremely clean. No rips, tears or holes. (Magic Erasers work great to clean shoes). All tights should be purchased new and in the style #'s listed above. Stage lights will affect how everything looks and it is extremely important for all dancers to look the same. Pantyhose/nylons are not dance tights and are not made for the stage.

**Tights and Shoes can be purchased at
FANCY DANCERS
23517 9 Mack Dr, SCS 48080
(586) 775-4167**

**Recital time is busy and they can sell out. P
lease plan ahead in case they need to restock.**

PACKING LIST



Double and triple check for all of your costume pieces.

Dancers without the right shoes, or costume will not be allowed on stage.

BASICS

- Costumes incl. headpieces & jewelry
- Tights (bring extra)
- Dance Shoes (New or Clean)
- Any props/accessories that you are responsible for
- Zip up jacket / street shoes (Costumes are not allowed in public areas)

HAIR

- Bobby Pins (hair color)
- Hair Ties (hair color)
- Hair nets & Bun Donut (hair color)
- Hairspray & Gel
- Curling Iron / Straightener (if needed)

MAKEUP

- Eye Shadow
- Blush
- Lipstick
- Mascara
- For Teens/Seniors: Eyelashes, Foundation

EXTRAS

- Games, toys, cards, coloring books
- Blankets to sit on
- Clear Drinks, messless snacks (no peanuts)
- Makeup Remover
- Mirror